


Parent Portal Login Instructions for TouchBase

In order to access the TouchBase online system for fee payments or to make tax credit donations, you must log into the Infinite Campus Parent Portal.

1. You can access the Infinite Campus Parent Portal from the Chandler Unified School District's home page (www.cusd80.com) by clicking on the icon titled "Parent Portal".



2. You will be directed to the Parent and Student Portal –Online Grades page.

- If you are new user, please click on the icon to create your CUSD Parent Portal account. Continue to step 3.
- If you already have a Parent Portal Account, click on the Parent Portal Login icon and skip to step 4.

Parent and Student Portal - Online Grades



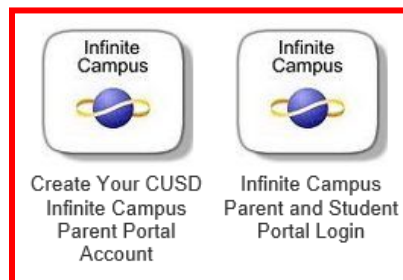
IMPORTANT: The code you'll need for your iPhone or Android app is **GBBGMT**. (All caps.)

The Infinite Campus Portal allows students and parents to login and access grades, class attendance, assignment information and related messages from the teacher. The portal is designed to increase communication with teachers, allow you to check progress, to see what's due and when, and be more successful in school. Please click on the appropriate link below:

[How to sign up for Parent Portal Instructions and login information for the Student Portal](#)

For troubleshooting problems logging into Infinite Campus, **please contact your school**.

Click an icon below to continue:



3. If you need to create an Infinite Campus Parent Portal account, the screen below will display. Please follow the step by step instructions provided on the webpage before continuing onto the next step.



Create Your CUSD Infinite Campus Parent Portal Account

Instructions

After you submit this form, you will receive an email from **Campus No Reply - campus@smtp2.cusd80.com** with further instructions. You may need to look in your spam or junk folder.

- * Step 1: Enter Your Email Address that you provided to your child's school
- * Step 2: Click Submit
- * Step 3: Open the email from **Campus No Reply - campus@smtp2.cusd80.com** (You may need to look in your spam or junk folder) and click on the link provided.
- * Step 4: After clicking on the link from the above step, you will enter in a password and then click Create My Account.
- * Step 5: [Login to the parent portal with your new account.](#)

If you have any questions regarding this process or if you receive an error, please contact your child's school and ask for the parent portal manager.

[Haga clic aquí para ir a la versión Español de este formulario.](#)

Please enter in your email address:

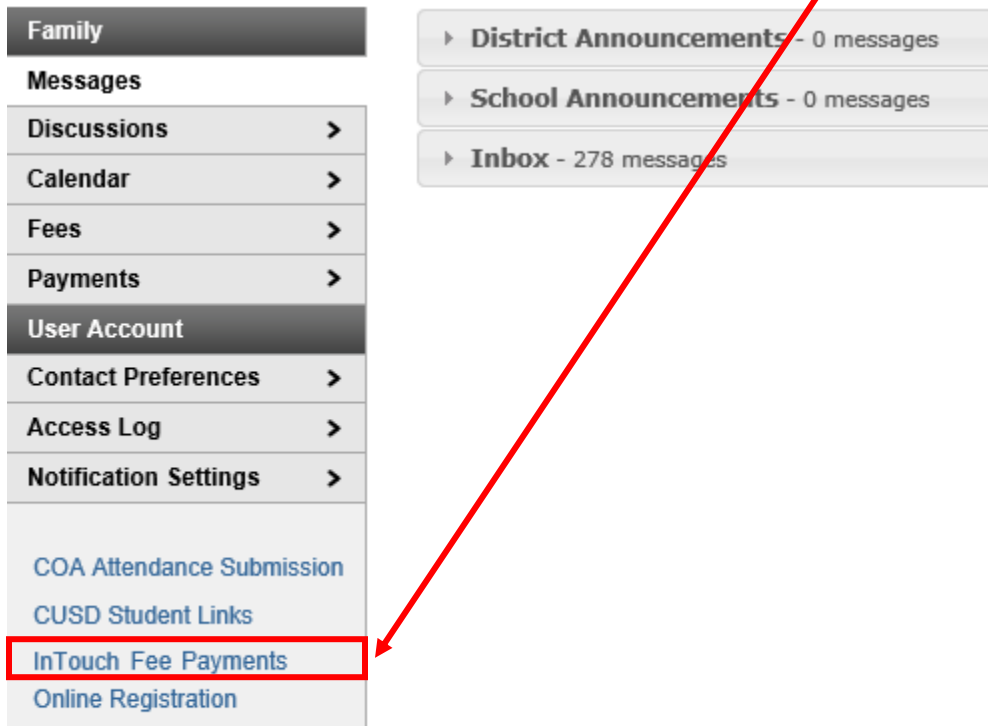
Submit

4. If you have an Infinite Campus Parent Portal account the screen below will display. Please enter your username and password and then click "Sign In".

NOTE: Logging in using a student ID # and password will not work. Parents must log in **as a parent**, using their email address to access the TouchBase link.

5. Once logged in to Infinite Campus, you will see a link titled “InTouch Fee Payments” on the left hand side of the screen.

Please click on the “InTouch Fee Payments” link to access the InTouch/TouchBase online system for shopping, fee payments and/or to make tax credit donations.



The image shows a screenshot of the Infinite Campus user interface. On the left is a vertical navigation menu with several sections: 'Family' (highlighted in dark grey), 'Messages', 'Discussions', 'Calendar', 'Fees', 'Payments', 'User Account' (highlighted in dark grey), 'Contact Preferences', 'Access Log', 'Notification Settings', 'COA Attendance Submission', 'CUSD Student Links', 'InTouch Fee Payments' (highlighted with a red box), and 'Online Registration'. On the right is a messages panel with three items: 'District Announcements - 0 messages', 'School Announcements - 0 messages', and 'Inbox - 278 messages'. A red arrow originates from the top right and points to the 'InTouch Fee Payments' link in the navigation menu.